



Student Manual (Detailed version)



Log in to ceo.wiseman.com.hk

於 ceo.wiseman.com.hk 登入

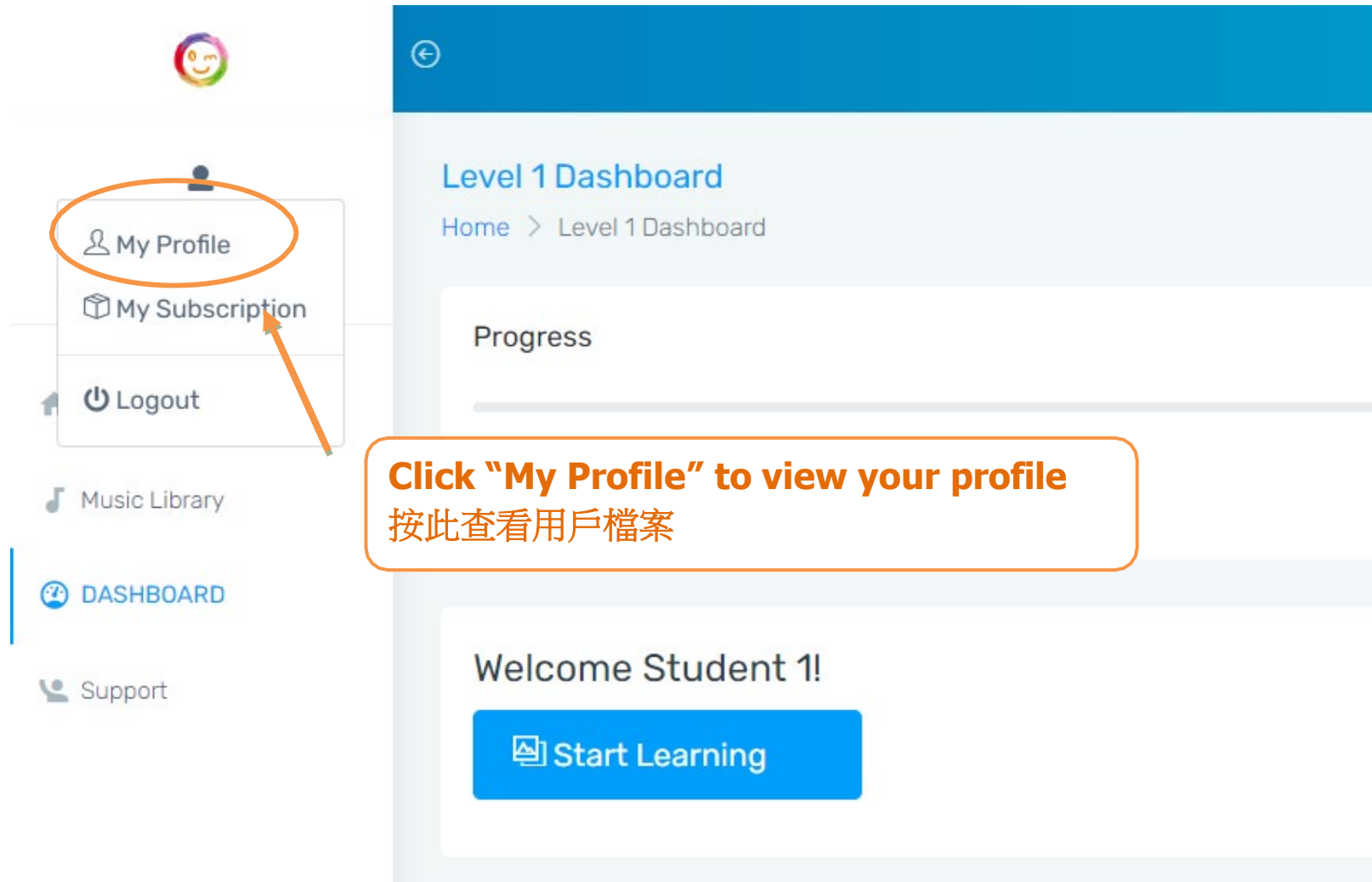


The screenshot shows the website's navigation bar with 'Family', 'Life', 'Love', 'Truth', and 'Justice' tabs. The main content area includes a 'FAMILY 家庭' section with a quote: 'Children, obey your parents in everything, because that pleases the Lord. (Extract: Col 3:20)'. Below the quote is a login form with fields for '帳號' (Username) and '密碼' (Password), a 'GO!' button, and links for 'FAQ / 聯絡我們' and '忘記了密碼?'.

Login by using your username and password, then click "GO!"

輸入用戶名稱和密碼，點擊 'GO!' 以登入平台

View your profile 查看用戶檔案



The image shows a user interface for viewing a profile. On the left is a navigation menu with a user profile icon at the top. Below it, the menu items are: 'My Profile' (circled in orange), 'My Subscription', 'Logout', 'Music Library', 'DASHBOARD', and 'Support'. An orange arrow points from the 'My Profile' menu item to a callout box. The main content area on the right has a blue header with a back arrow, followed by the title 'Level 1 Dashboard' and a breadcrumb 'Home > Level 1 Dashboard'. Below this is a 'Progress' section with a progress bar. At the bottom, there is a 'Welcome Student 1!' message and a blue 'Start Learning' button.

Click "My Profile" to view your profile
按此查看用戶檔案

Change profile 更改用戶檔案

The screenshot shows a user profile page. On the left is a navigation menu with a profile icon, 'Student 1 Level 1', 'HOME', and 'Music Library'. The main content area is titled 'Profile' and includes an 'Information' section with a note about password recovery. Below this are input fields for 'wiseman.student.1', 'Password', 'Email address', and 'Phone'. At the bottom, the 'Edit' and 'Cancel' buttons are circled in orange. An orange callout box with an arrow points to the 'Edit' button.

Click "Edit" to change your profile
按此更改用戶檔案

Profile
Home > Profile

i Information
You can retrieve your password by entering your email address in the future.

wiseman.student.1

Password
....

Email address
Enter email

Phone
Phone

Edit Cancel

Change profile 更改用戶檔案

Student 1
Level 1

HOME

Music Library

Support

wiseman.student.1

Password

....

Confirm Password

....

Email address

Enter email

Phone

Phone

Save Cancel

Please change your password upon your first login. You can also enter your email address and phone in the 'Profile' section.

請於登入後，更新你的個人密碼，電郵地址和電話可選填。

Change profile 更改用戶檔案

The screenshot shows a mobile application interface for editing a user profile. On the left is a navigation menu with a profile icon, 'Student 1 Level 1', 'HOME', 'Music Library', and 'Support'. The main content area is titled 'Profile' and includes a breadcrumb 'Home > Profile'. Below this are input fields for 'Name', 'Confirm Password', 'Email address', and 'Phone'. An orange callout box with the text 'Please click "Save" to save your profile' and '按"Save" 以儲存你的用戶檔案' is positioned over the form. An orange arrow points from the callout box to the 'Save' button at the bottom of the form, which is also circled in orange.

Let's Get Started! 開始課堂吧!

The screenshot shows a user interface for a Level 1 dashboard. On the left is a navigation menu with a profile icon, 'Student 1', 'Level 1', and menu items: HOME, Music Library, DASHBOARD, and Support. The main content area has a blue header with a back arrow and 'Level 1'. Below the header, it says 'Level 1 Dashboard' and 'Home > Level 1 Dashboard'. A 'Progress' section shows a green bar and the number '0'. A 'Welcome Student 1!' message is followed by a blue 'Start Learning' button. An orange callout box with the text 'Click 'Start learning' 點擊 '開始學習'' has an arrow pointing to the 'Start Learning' button.

Let's Get Started! 開始課堂吧!

The screenshot shows a user interface for 'Level 1' with a sidebar on the left and a main content area. The sidebar includes a profile icon, 'Student 1 Level 1', and navigation options: HOME, Music Library, DASHBOARD, and Support. The main content area is titled 'Core Values' and has a breadcrumb trail: Home > Select Level > Dashboard > Core Values. It displays five theme cards, each with an illustration and text in Chinese and English. An orange arrow points to the 'LEVEL 1 FAMILY' card, and a callout box with an orange border contains the text 'Click the theme picture 點擊主題圖案'.

Level 1

Core Values

Home > Select Level > Dashboard > Core Values

Student 1
Level 1

HOME

Music Library

DASHBOARD

Support

LEVEL 1 FAMILY

LEVEL 1 LIFE

LEVEL 1 LOVE

LEVEL 1 TRUTH

LEVEL 1 JUSTICE

Click the theme picture
點擊主題圖案

Let's Get Started! 開始課堂吧!

Family

Home > Select Level > Dashboard > Core Values

Legend

- Coming Soon/Lock
- New
- Incomplete
- Completed
- Completed (late submission)

Core Values

| Lesson Name | Status | Score |
|--|--------|-------|
| Family Unit 1: The Four Seasons - Summer | ▶ | - |
| Family Unit 2: The Four Seasons - Autumn | ▶ | - |
| Family Unit 3: The Four Seasons - Winter | ▶ | - |
| Family Unit 4: The Four Seasons - Spring | ▶ | - |
| Family Unit 5: The Tortoise and the Rabbit - Part 1 | ▶ | - |
| Family Unit 6: The Tortoise and the Rabbit - Part 2 | ▶ | - |



**For KS1,
Level 1 - 5**

Start the lesson 開始課堂

Score: 0% Usage: 0 min.



家庭 · FAMILY
It is the Basic Unit of Society.

The Four Seasons -
Summer

Children, obey your parents in
everything, because that pleases
the Lord. (Col 3:20)
作子女的，應該事事聽從父母，因為
這是主所喜悅的。(哥 3:20)

Click the arrow to start the lesson
點擊箭咀以開始課堂



Start the lesson 開始課堂

Supporting functions 輔助功能

Read aloud function 朗讀功能

(Students can use this to listen to the passage.
學生可用此聆聽文章內容。)



Read It Yourself 錄音功能

(Students can record their narrations, play
and download the soundtrack for self-use.
學生可以錄音，播放及下載錄音檔。)

Start the lesson 開始課堂

Reading exercise 閱讀練習

Score: 0% Usage: 6 min.



It is a sunny day. It is summer.
The girl is happy.

Read It Yourself

RECORD PLAY DOWNLOAD

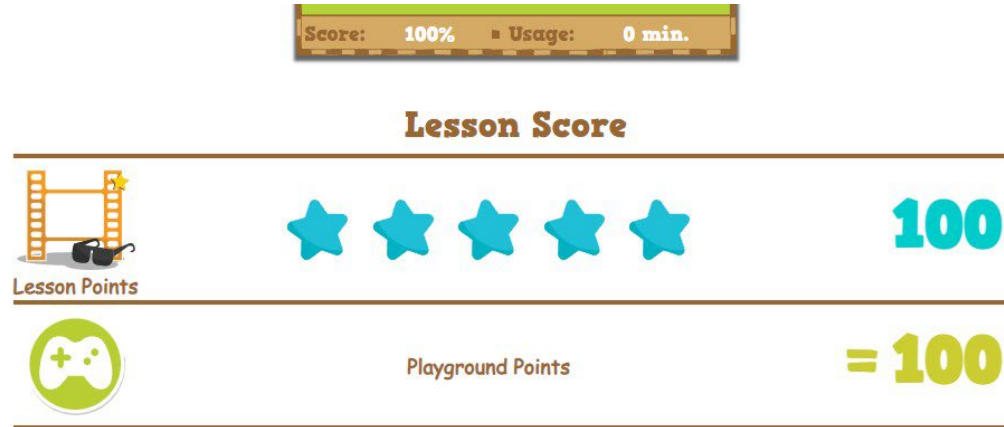
Read the passage and choose the best answer.

What season is it?

- spring
- summer
- autumn
- winter

Choose your answer
選擇答案

Finished the lesson 完成課堂



You can see your score after finished the lesson
完成課堂後，你會看見你的分數

Please click "X" to return to the lesson page after you finished the lesson.
請完成題目後，按“X”可返回到課堂頁面。





**For KS2:
High Beginner Level,
Intermediate Level and
High Intermediate Level**

Start the lesson 開始課堂



Click 'LEARNING GOALS' to know more about the learning goals of the lesson

點擊 'LEARNING GOALS' 以了解有關課程的學習目標

Click 'READ' to start the lesson
點擊 'READ' 以開始課堂

Start the lesson 開始課堂

READ TO ME

(Students can use this to read and listen to the passage.)

學生可用此閱讀和聆聽文章內容。)

MY STUDIO

(Students can record their narrations, play and download the soundtrack for self-use.)

學生可以錄音，播放及下載錄音檔。)



READ TO ME ▶



READ IT MYSELF ▶



MY STUDIO 🎤



QUESTION TIME ★

READ IT MYSELF

(Students can use this to read the passage.)

學生可用此閱讀文章內容。)

QUESTION TIME

(Only appear after you have read the whole book once.)

僅在您閱讀整本書一次後出現。)

Start the lesson 開始課堂

QUESTION TIME

Choose your answer
選擇答案

The screenshot shows a digital interface for a question time activity. At the top left, there is a yellow button labeled 'MENU' with a hamburger menu icon. In the center, there is a brown-bordered box labeled 'QUESTION TIME'. At the top right, there is a brown-bordered box labeled '1/5'. Below these, there is a white box containing a question and four multiple-choice options. The question is 'The children wished to _____.' followed by a blank line. The options are: 'receive another postcard from Uncle Sam', 'visit more zoos to see different animals', 'see more wild animals', and 'hold kangaroos and take pictures'. The first option is circled in orange. The interface has a light green and blue striped background with a sun icon in the top left and a small kangaroo icon in the bottom right.

MENU

QUESTION TIME

1/5

The children wished to _____.

- receive another postcard from Uncle Sam
- visit more zoos to see different animals
- see more wild animals
- hold kangaroos and take pictures

Finished the lesson 完成課堂



QUESTION TIME

You can see your score after finished the lesson
完成課堂後，你會看見你的分數

Well Done!
Your Score is: 100%

MENU 

READ AGAIN 

Please click "X" to return to the lesson page after you finished the lesson.
請完成題目後，按 "X" 可返回到課堂頁面。

Star of the Month 每月之星

The screenshot shows the 'Level 1 Lite Dashboard' for a student named 'Student 1'. The dashboard includes a navigation menu with 'HOME', 'DASHBOARD', and 'Support'. A progress indicator shows '1 of 30' lessons completed. A central callout box lists the criteria for the 'Star of the Month' award. Below this, a 'Monthly Certificates' section features a timeline from November to July, with the 'Star of the Month' award icon highlighted under the November marker.

Student can get "Star of the Month" if:

1. Complete 2 lessons or more in a month
2. Score 50% or above

符合以下條件，學生會得到每月之星獎狀:

1. 在一個月內，完成2個課堂或以上
2. 取得50分或以上

Monthly Certificates

Nov Dec Jan 2023 Feb Mar Apr May Jun Jul

Star of the Month

Star of the Month 每月之星



Music Library 音樂資源庫

The screenshot shows a user interface for a student named 'Student 1' at 'Level 1'. The left sidebar contains navigation options: HOME, Music Library (circled in orange with an arrow pointing to the main content), DASHBOARD, and Support. The main content area is titled 'Level 1 Dashboard' and includes a breadcrumb 'Home > Level 1 Dashboard'. A 'Progress' section shows a green bar and the text '2 of 60'. A 'Welcome Student 1!' message is followed by a blue 'Start Learning' button.

Level 1 Dashboard
Home > Level 1 Dashboard

Progress
2 of 60

Welcome Student 1!
Start Learning

Click 'Music Library' to see many multimedia resources.
點擊'Music Library'來查看可用的多媒體音樂資源。

Music Library 音樂資源庫

The screenshot shows a user interface for a Music Library. At the top, there is a blue header with a user icon and the text "Level 1". Below the header, the page is titled "Music Library". A central banner features the words "FAMILY LIFE LOVE TRUTH JUSTICE" in a decorative font. The main content area displays a grid of video thumbnails, each with a play button and a category label (Family, Life, or Love). Below each thumbnail, the video title, creator name, and engagement statistics (likes and date) are provided.

Category: FAMILY

- Animation: Brother Francis - The Ten Commandments...**
Wiseman
100 Likes • 02 Mar 2023 20:04
- Animation: Brother Francis - The Ten Commandments...**
Wiseman
100 Likes • 03 Mar 2023 10:21
- Song of the Week - #15 - "God's Family" - Tommy...**
Wiseman
100 Likes • 08 Mar 2023 19:03
- We Are Family | Elementary Worship Song**
Wiseman
100 Likes • 08 Mar 2023 19:05
- The Goal: A Story of Faith, Friendship and Forgiveness**
Wiseman
100 Likes • 08 Mar 2023 19:07

Category: LIFE

- Wonder pets: Baby Kangaroo**
Wiseman
100 Likes • 03 Mar 2023 10:45

Category: LOVE

- Song: Jesus in the morning**
Wiseman
100 Likes • 03 Mar 2023 10:58

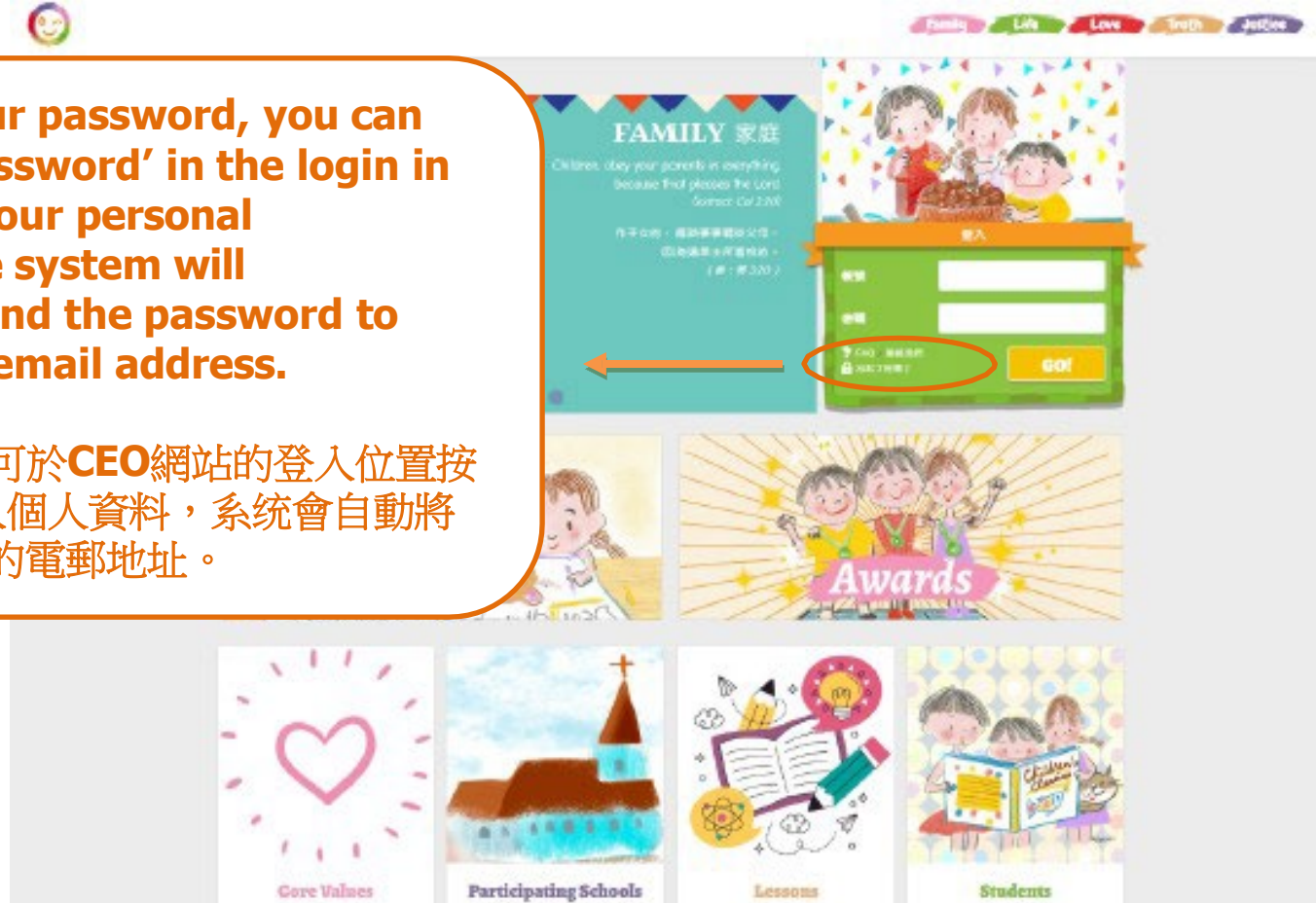
Category: JUSTICE

- Personal & Family Core Values**
Wiseman
100 Likes • 03 Mar 2023 10:30
- Song: Friends and Family Values**
Wiseman
100 Likes • 03 Mar 2023 10:38

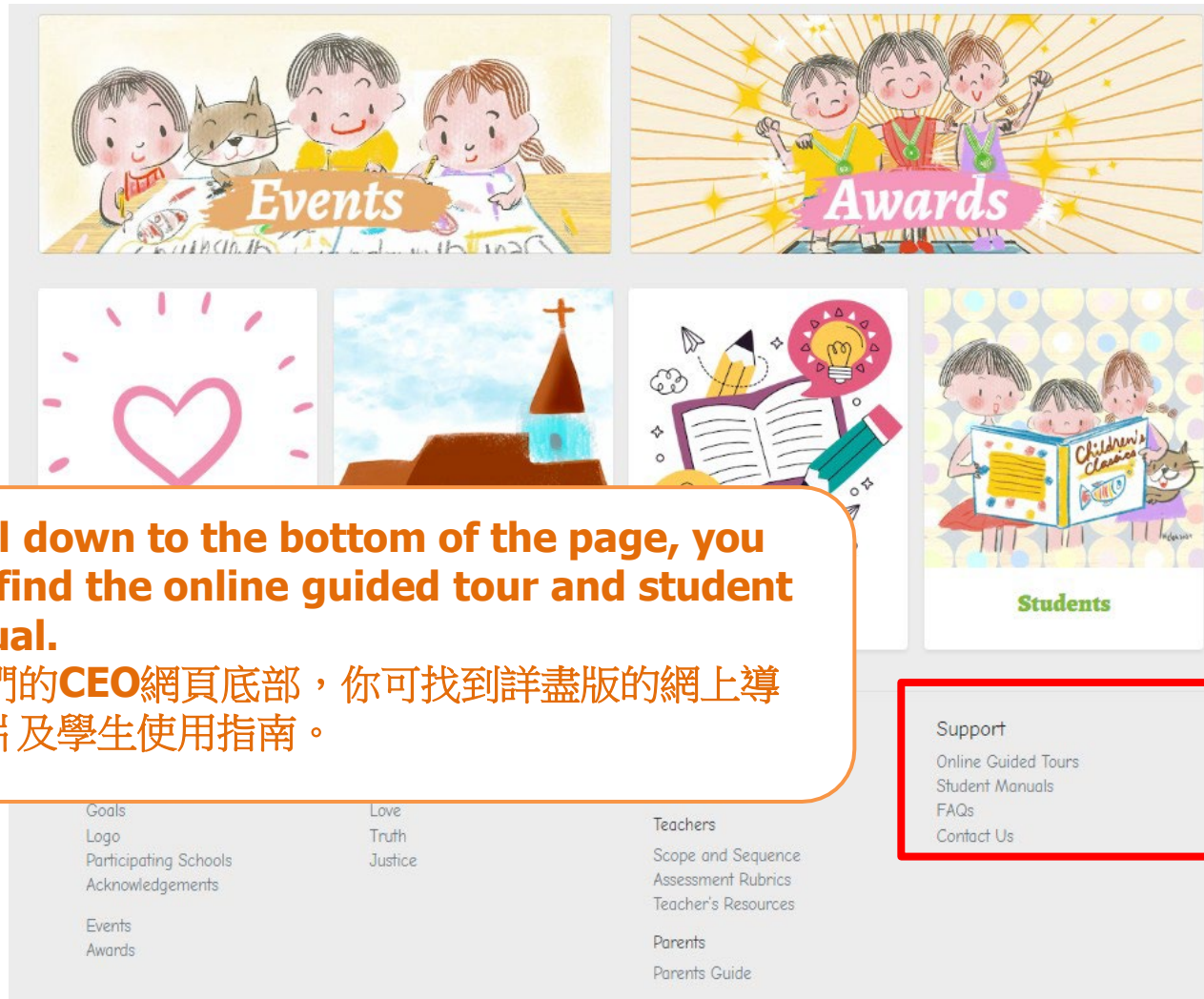
View more support on ceo.wiseman.com.hk 查看更多支援

If you forget your password, you can press 'Forgot Password' in the login in area and fill in your personal information. The system will automatically send the password to your registered email address.

如日後忘記密碼，可於CEO網站的登入位置按'忘記了密碼'並填入個人資料，系統會自動將密碼送到用戶登記的電郵地址。



View more support on ceo.wiseman.com.hk 查看更多支援



View more support on ceo.wiseman.com.hk 查看更多支援

Family Life Love Truth Justice

Online Guided Tours

The CEO Project ~ Online Guided Tour
The CEO Project KS2 ~ Online Guided Tour

The CEO Project ~ Online Guided Tour (English)

The CEO Project
Online English Learning Platform

The CEO Project ~ Online Guided Tour (Cantonese)

Family Life Love Truth Justice

The CEO Project KS2 ~ Online Guided Tour (English)

The CEO Project
Online English Learning Platform
KS2 Online Guided Tour

The CEO Project KS2 ~ Online Guided Tour (Cantonese)



Contact Us 聯絡我們



✉ ceo@wiseman.com.hk

☎ **3188 2600**

WhatsApp: 9299 7851 WeChat: 紛紛

英語

(9am – 8pm, Monday – Friday; 9am – 1pm, Saturday)

FAQ (常見問題) ceo.wiseman.com.hk/support